

**DESIGN:**

- With 3 teeth and shear angle for optimum quality of cut
- Tungsten carbide cutting edges

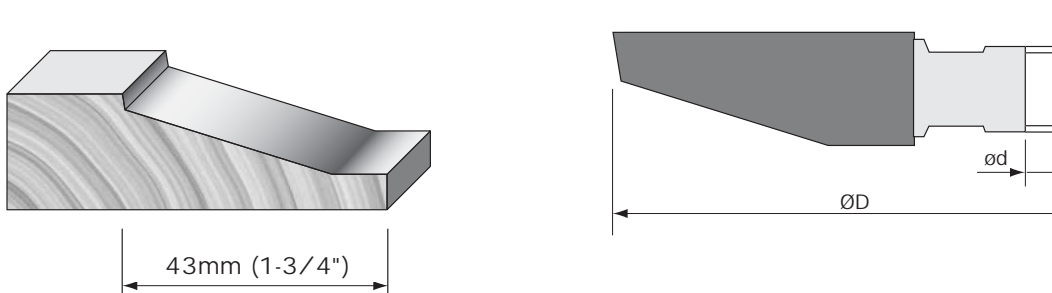
APPLICATION:

- For raised panel cutting in solid wood and MDF panels
- On shapers

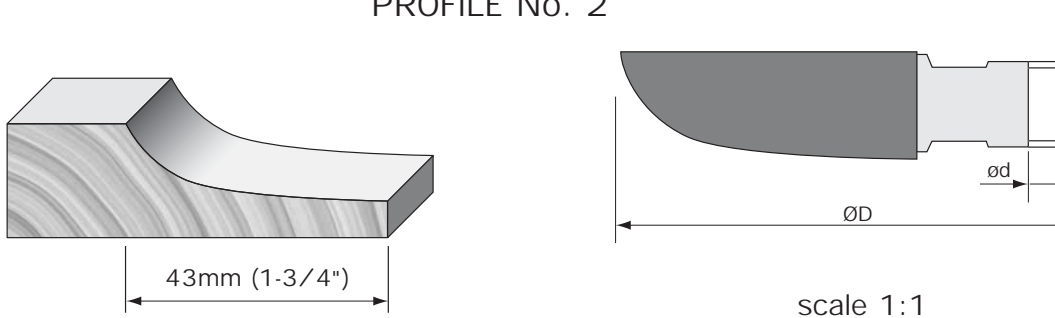
PART NO.	PROFILE NO.	DIAM. ØD	KERF B	BORE ød	NO. TEETH
1681IC	Profile No. 1	6"	5/8"	1-1/4"	3
1682IC	Profile No. 2	6"	5/8"	1-1/4"	3
1693IC	Profile No. 3	5-3/4"	5/8"	1-1/4"	3
1694IC	Profile No. 4	5-3/4"	5/8"	1-1/4"	3
1695IC	Profile No. 5	5-3/4"	5/8"	1-1/4"	3
1696IC	Profile No. 6	5-3/4"	5/8"	1-1/4"	3

Bore can be opened or bushed to spindle size of your machine.

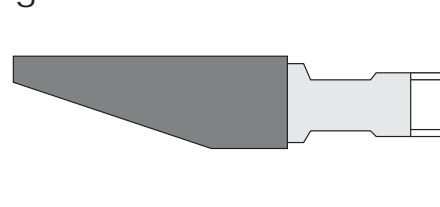
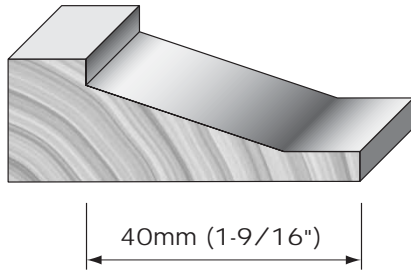
PROFILE No. 1



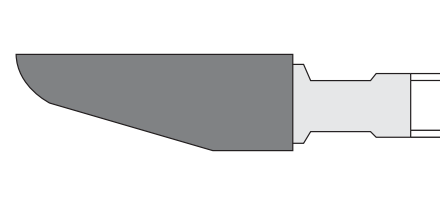
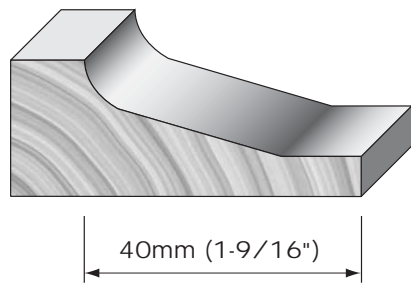
PROFILE No. 2



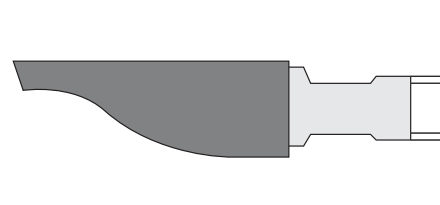
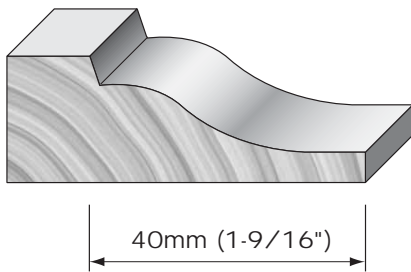
PROFILE No. 3



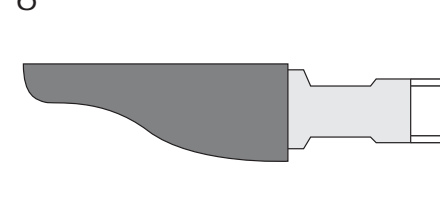
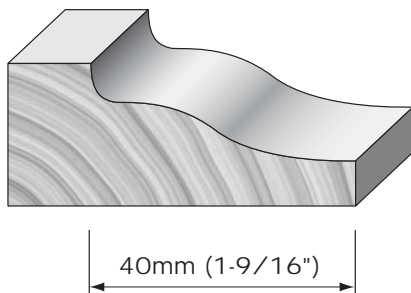
PROFILE No. 4



PROFILE No. 5



PROFILE No. 6



scale 1:1