



DESIGN:

- High tensile steel body toolhead with 2 teeth
- Supplied with 12, 24 or 36 sets of solid HSS knives
- Custom profiled knives available on request and priced according to profile

APPLICATION:

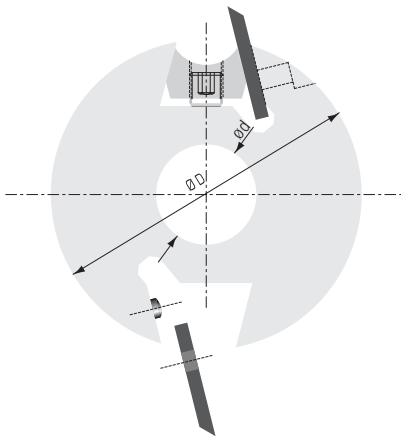
- To cut profile shapes in solid wood
- On shapers

Each set includes 1 toolhead No. 185 with 2 straight knives and profile knives in the following arrangements.

Standard Profile Knives

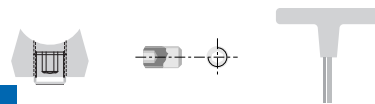
Profiles 185-1 to 185-36.

Blank knives to be ground to customers requirements are available upon request.




PART NO.	DIAM. ØD	KERF	BORE ød	NO. TEETH	PROFILE NO.	RPM MIN.-MAX.
18512	93mm 3-5/8"	40mm 1-9/16"	31.75mm 1-1/4"	2	1 to 12	5000-9000
18524	93mm 3-5/8"	40mm 1-9/16"	31.75mm 1-1/4"	2	1 to 24	5000-9000
18536	93mm 3-5/8"	40mm 1-9/16"	31.75mm 1-1/4"	2	1 to 36	5000-9000
185	Toolhead Only					
185B	Blank Knife 40 x 45mm (1-9/16" x 1-3/4")					

Bore can be bushed to spindle size of your machine.
Maximum Bore Size 31.75mm (1-1/4")



Replacement Parts			
	WEDGE	WEDGE SCREW	ALLEN WRENCH
PART NO.	W301402	W501312	W400115

(SCALE = 60% OF ACTUAL SIZE)



(SCALE = 30% OF ACTUAL SIZE)

