

1T500 GROOVING CUTTERS



DESIGN:

- High tensile steel body with 8 teeth and 4 spurs
- Reversible tungsten carbide inserts with 2 cutting edges for the teeth and 4 cutting edges for the spurs

APPLICATION:

- For grooving solid wood, plywood and laminated panels
- On shapers, double-end tenoners and moulders

METRIC SIZES


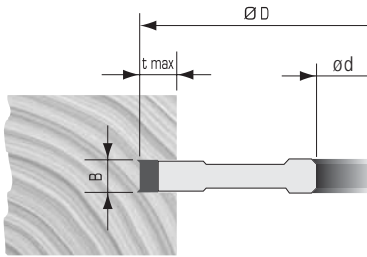

PART NO.	DIAM. ØD mm	KERF B mm	BORE ød	MAX. BORE ød mm	NO. TEETH	NO. SPURS	t-MAX. mm	RPM MIN.-MAX.
1T5001M	140	8	1-1/4"	50	4	4	32	5500-9200
1T5002M	140	10	1-1/4"	50	4	4	32	5500-9200
1T5003M	140	12	1-1/4"	50	4	4	32	5500-9200
1T5004M	180	8	1-1/4"	60	4	4	45	4200-7200
1T5005M	180	10	1-1/4"	60	4	4	45	4200-7200
1T5006M	180	12	1-1/4"	60	4	4	45	4200-7200

Other sizes available upon request.

IMPERIAL SIZES

PART NO.	DIAM. ØD	KERF B	BORE ød	MAX. BORE ød	NO. TEETH	NO. SPURS	t-MAX.	RPM MIN.-MAX.
1T5001I	5-1/2"	1/4"	1-1/4"	2"	4	4	1-1/4"	5500-9200
1T5002I	5-1/2"	3/8"	1-1/4"	2"	4	4	1-1/4"	5500-9200
1T5003I	5-1/2"	1/2"	1-1/4"	2"	4	4	1-1/4"	5500-9200
1T5004I	7-3/32"	1/4"	1-1/4"	2-3/8"	4	4	1-3/4"	4200-7200
1T5005I	7-3/32"	3/8"	1-1/4"	2-3/8"	4	4	1-3/4"	4200-7200
1T5006I	7-3/32"	1/2"	1-1/4"	2-3/8"	4	4	1-3/4"	4200-7200

Other sizes available upon request.



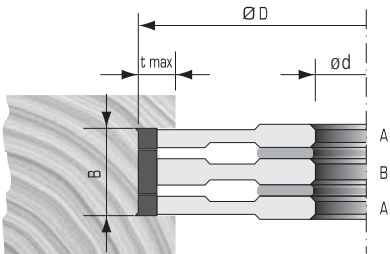
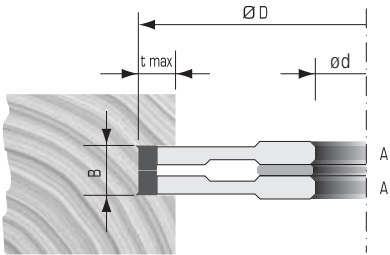

TORX WRENCH
PART NO. W400420 T20



Replacement Parts

TOOL NO.	DESCRIPTION	KNIFE	WEDGE	WEDGE SCREW	SPUR	SPUR SCREW
1T5001M	PART NO.	300800	W350021	W502403	301404	W500002
1T5004M	DIMENSIONS	7.65x12x1.5	6.8	M5x18	14x14x2	M5x7
1T5002M	PART NO.	300960	W350022	W502403	301404	W500002
1T5005M	DIMENSIONS	9.6x12x1.5	7.6	M5x18	14x14x2	M5x7
1T5003M	PART NO.	301160	W350023	W502403	301404	W500002
1T5006M	DIMENSIONS	11.6x12x1.5	9	M5x18	14x14x2	M5x7
1T5001I	PART NO.	300600	W350021	W502403	301404	W500002
1T5004I	DIMENSIONS	6x12x1.5	6.8	M5x18	14x14x2	M5x7
1T5002I	PART NO.	300920	W350022	W502403	301404	W500002
1T5005I	DIMENSIONS	9.2x12x1.5	7.6	M5x18	14x14x2	M5x7
1T5003I	PART NO.	301230	W350023	W502403	301404	W500002
1T5006I	DIMENSIONS	12.3x12x1.5	9	M5x18	14x14x2	M5x7

1T600 ADJUSTABLE GROOVING CUTTERS



DESIGN:

- High tensile steel body with either 2 or 4 teeth and 2 or 4 spurs on outside cutters and 2 teeth on centre cutter
- Toolheads and spacers secured with pins
- Cutting width adjustable with shims in 0.1mm (0.004") increments
- Reversible tungsten carbide inserts with 2 or 4 cutting edges

APPLICATION:

- For grooving solid woods, plywood and laminated panels
- On Shapers, double-end tenoners and moulders

PART NO.	DIAM. ØD mm	KERF B mm	BORE ød INCH	MAX. BORE ød mm	NO. TEETH	NO. SPURS	t-MAX. mm	CUTTER TYPE	RPM MIN.-MAX.
1T6001M	160	8÷15	1-1/4"	40	4	4	30	A	4800-7200
1T6007M	160	15	1-1/4"	40	2	-	30	B	4800-7200
1T6006M	160	8÷15	1-1/4"	40	4	8	30	A	4800-7200
1T6008M	160	12.5÷24	1-1/4"	40	4	4	30	A	4800-7200
1T6002M	160	16÷30	1-1/4"	40	4	4	30	A	4800-7200
1T6003M	200	8÷15	1-1/4"	40	4	4	50	A	3800-5800
1T6009M	200	15	1-1/4"	40	2	-	50	B	3800-5800
1T6004M	250	8÷15	1-1/4"	40	8	8	50	A	3100-4600

Other sizes available upon request.

Replacement Parts



TOOL NO.	DESCRIPTION	KNIFE	WEDGE	WEDGE SCREW	SPUR	SPUR SCREW
1T6001M/6M	PART NO.	300800	W350021	W502403	301404	W500002
1T6003M/4M	DIMENSIONS	7.65x12x1.5	6.8	M5x18	14x14x2	M5x7
1T6008M	PART NO.	301200	W350023	W502403	301404	W500002
	DIMENSIONS	12x12x1.5	9	M5x18	14x14x2	M5x7
1T6002M	PART NO.	301500	W350004	W502402	301404	W500002
	DIMENSIONS	15x12x1.5	11	M7x21	14x14x2	M5x7
1T6007M	PART NO.	301500	W350004	W502402		
1T6009M	DIMENSIONS	15x12x1.5	11	M7x21		




TORX WRENCH
PART NO. W400420 T20

FOR TOOL NO.
1T6001M 1T6004M
1T6002M 1T6006M
1T6003M 1T6008M



T-HANDLE ALLEN WRENCH
PART NO. W400115 5mm

FOR TOOL NO.
1T6002M
1T6007M
1T6009M



DESIGN:

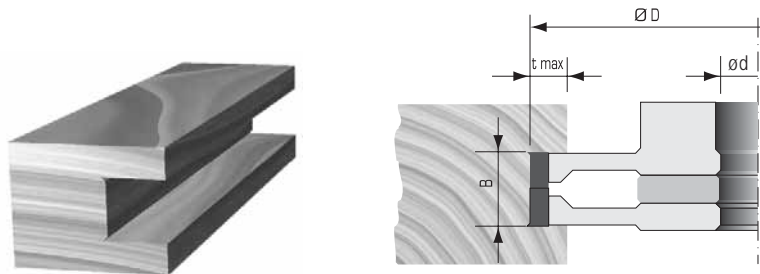
- High tensile steel body with 4 teeth and 4 spurs
- Cutting width adjustable with threaded flange
- Reversible tungsten carbide inserts with 2 cutting edges on the teeth and 4 cutting edges on the spurs

APPLICATION:

- For precision grooves in solid wood, plywood and laminated panels
- On shapers and double-end tenoners

PART NO.	DIAM. ØD mm	KERF B mm	BORE ød	MAX. BORE ød mm	NO. TEETH	NO. SPURS	t-MAX. mm	RPM MIN.-MAX.
1T6101M	160	8÷15	1-1/4"	35	4	4	30	4700-8000
1T6104M	160	8÷15	40mm	50	4	4	27	4700-8000


Other sizes available upon request.



Replacement Parts					
DESCRIPTION	KNIFE	WEDGE	WEDGE SCREW	SPUR	SPUR SCREW
PART NO.	300800	W350021	W502403	301404	W500002
DIMENSIONS	7.65x12x1.5	6.8	M5x18	14x14x2	M5x7



TORX WRENCH
PART NO. W400420 T20



DESIGN:

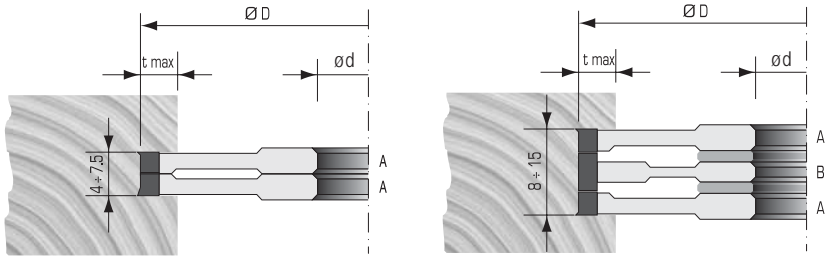

- High tensile steel body with 4 teeth and 4 spurs on outside cutters and 2 teeth on center cutter
- Toolheads and spacers secured with pins
- Cutting width adjustable with shims in 0.1mm (0.004") increments
- Reversible tungsten carbide inserts with 2 or 4 cutting edges

APPLICATION:

- For grooving solid woods, plywood and laminated panels
- On shapers and double-end tenoners

PART NO.	DIAM. ØD mm	KERF B mm	BORE ød	MAX. BORE ød mm	NO. TEETH	NO. SPURS	t-MAX. mm	CUTTER TYPE	RPM MIN.-MAX.
1T6201M	180	4 ÷ 7.5	1-1/4"	40	8	4	32	A	4200-7400
1T6204M	180	7.65	1-1/4"	40	2	-	32	B	4200-7400

Other sizes available upon request.




Replacement Parts

TOOL NO.	DESCRIPTION	KNIFE	KNIFE SCREW	THREADED RING	WEDGE	WEDGE SCREW	SPUR SCREW	SPUR SCREW	THREADED RING
1T6201M	PART NO.	320301	W500401	W501101			301414	W500401	W501001
	DIMENSIONS	18x18x1.95	M4x3.2	12x1.7			14x14x1.2	M4x3.2	10x1.65
1T6204M	PART NO.	300800			W350021	W502403			
	DIMENSIONS	7.65X12X1.5			6.8	M5X18			



FOR TOOL NO. 1T6201M ... USE PART NO. W400401 T9
 FOR TOOL NO. 1T6204M ... USE PART NO. W400420 T20

1T630 ADJUSTABLE GROOVING CUTTERS WITH DIAL GAUGE



DESIGN:

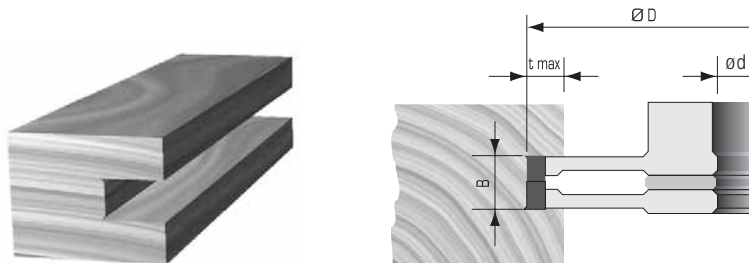
- High tensile steel body with 8 teeth and 4 spurs
- Cutting width adjustable with threaded flange
- Reversible tungsten carbide inserts with 4 cutting edges

APPLICATION:

- For precision grooves in solid wood, plywood and laminated panels
- On shapers and double-end tenoners

PART NO.	DIAM. ØD mm	KERF B mm	BORE ød INCH	MAX. BORE ød mm	NO. TEETH	NO. SPURS	t-MAX. mm	RPM MIN.-MAX.
1T6301M	180	4÷7.5	1-1/4"	35	8	4	32	4200-7400

Other sizes available upon request.



Replacement Parts

DESCRIPTION	KNIFE	KNIFE SCREW	THREADED RING FOR KNIFE	SPUR	SPUR SCREW	THREADED RING FOR SPUR
PART NO.	320301	W500401	W501101	301414	W500401	W501001
DIMENSIONS	18x18x1.95	M4x3.2	12x1.7	14x14x1.2	M4x3.2	10x1.65



TORX WRENCH
PART NO. W400401 T9



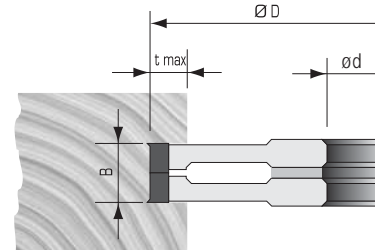

DESIGN:

- High tensile steel body with 4 teeth and 4 spurs
- Toolheads secured together with pins
- Cutting width adjustable with shims in 0.1mm (0.004") increments
- Reversible tungsten carbide inserts with 2 cutting edges on the teeth and 4 cutting edges on the spurs

APPLICATION:

- For grooving and rabbeting solid woods, plywood and laminated panels
- On shapers, double-end tenoners and moulders

PART NO.	DIAM. ØD mm	KERF B mm	BORE ød	MAX. BORE ød mm	NO. TEETH	NO. SPURS	t-MAX. mm	RPM MIN.-MAX.
1T6401M	160	26±39	1-1/4"	40	4	4	43	4800-8300
1T6403M	160	36±59	1-1/4"	40	4	4	43	4800-8300
1T6405M	160	56±99	1-1/4"	40	4	4	43	4800-8300



Other sizes available upon request.



Replacement Parts

TOOL NO.	DESCRIPTION	KNIFE	WEDGE	WEDGE SCREW	SPUR	SPUR SCREW
1T6401M	PART NO.	302000	W350005	W502402	301404	W500002
	DIMENSIONS	20x12x1.5	16	M7x21	14x14x2	M5x7
1T6403M	PART NO.	303000	W350007	W502402	301404	W500002
	DIMENSIONS	30x12x1.5	26	M7x21	14x14x2	M5x7
1T6405M	PART NO.	305000	W350009	W502402	301404	W500002
	DIMENSIONS	50x12x1.5	46	M7x21	14x14x2	M5x7



T-HANDLE ALLEN WRENCH
PART NO. W400115 5mm