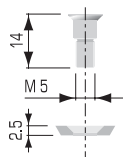


DESIGN:

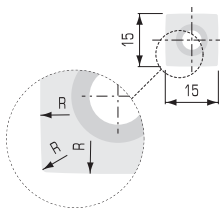
- Surface treated steel or aluminum body helical toolhead with 4-6-8 helices
- Spiral and staggered design along with rounded corner reversible inserts provide superior surface finish
- Toolheads can be custom made with spurs on one or both sides for tenoning and rabbet cuts
- Reversible tungsten carbide inserts with 4 rounded edges and 4 radiused corners (see drawing)

APPLICATION:

- For surface planing, jointing, and preplaning in solid wood
- On shapers, double-end tenoners, surface planers and moulders



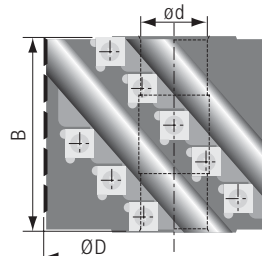
Knife Screw
W500003



Reversible Insert
301525

PART NO. STEEL BODY	PART NO. ALUMINUM BODY	DIAM ØD mm	KERF B mm	BORE ød mm	MAX BORE ødmm	NO. helices	NO. INSERT KNIVES	RPM MIN.-MAX.
1T48001	1T48101	80	83	1-1/4"	35	4	18	9500-16000
1T48003	1T48103	100	102	1-1/4"	40	4	20	7500-13000
1T48005	1T48105	125	102	40	60	4	20	6000-10000
1T48006	1T48106	125	131	40	60	4	26	6000-10000
1T48007	1T48107	125	150	40	60	4	30	6000-10000
1T48008	1T48108	125	179	40	60	4	36	6000-10000
1T48009	1T48109	125	227	40	60	4	46	6000-10000
1T48010	1T48110	125	102	40	60	6	30	6000-10000
1T48011	1T48111	125	131	40	60	6	39	6000-10000
1T48012	1T48112	125	150	40	60	6	45	6000-10000
1T48013	1T48113	125	179	40	60	6	54	6000-10000
1T48014	1T48114	125	227	40	60	6	69	6000-10000
1T48015	1T48115	140	102	40	60	6	30	5500-9500
1T48016	1T48116	140	131	40	60	6	39	5500-9500
1T48017	1T48117	140	150	40	60	6	45	5500-9500
1T48018	1T48118	140	179	40	60	6	54	5500-9500
1T48019	1T48119	140	227	40	60	6	69	5500-9500
1T48020	1T48120	140	102	40	60	8	40	5500-9500
1T48021	1T48121	140	131	40	60	8	52	5500-9500
1T48022	1T48122	140	150	40	60	8	60	5500-9500
1T48023	1T48123	140	179	40	60	8	72	5500-9500
1T48024	1T48124	140	227	40	60	8	92	5500-9500

Other sizes available upon request up to a maximum diameter of 300mm and 4-6-8-10 helices.



T-HANDLE TORX WRENCH
PART NO. W400420 T20