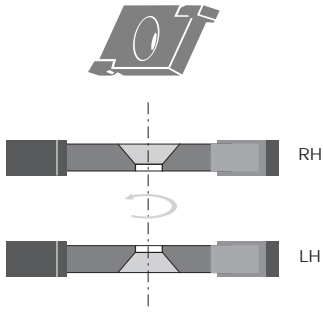
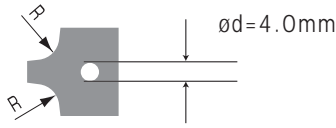
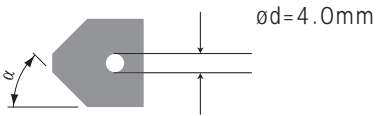


## REVERSIBLE GROOVING INSERTS - CARBIDE TIPPED

	PART NO.	DIMENSIONS mm	ROTATION
	307807	48x3.0x16	L.H.
307808	48x3.0x16	R.H.	
307809	48x4.0x16	L.H.	
307810	48x4.0x16	R.H.	
307813	48x5.0x16	L.H.	
307814	48x5.0x16	R.H.	
307817	48x6.35x16	L.H.	
307818	48x6.35x16	R.H.	
307831	60x4.0x16	L.H.	
307832	60x4.0x16	R.H.	
307835	60x5.0x16	L.H.	
307836	60x5.0x16	R.H.	

## SOLID CARBIDE STANDARD PROFILE KNIVES

	PART NO.	DIMENSIONS LxWxH mm	Radius (R) mm
	401002	16x17.5x2.0	2
401003	16x17.5x2.0	3	
401004	16x17.5x2.0	4	
401005	16x17.5x2.0	5	
402002	20x20.5x2.0	2	
402003	20x20.5x2.0	3	
402004	20x20.5x2.0	4	
402005	20x20.5x2.0	5	
402006	20x20.5x2.0	6	
	402020	20x20.5x2.0	$\alpha = 45^\circ$