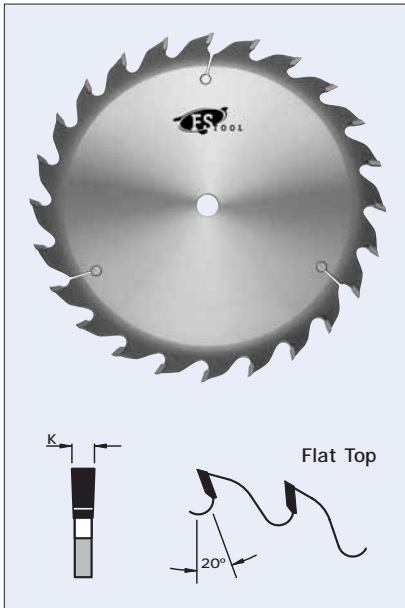


## L21TK THIN KERF RIP SAW BLADES



### DESIGN:

- Tooth configuration: Flat Top
- Cutting material: TC
- Expansion slots: Cu plugged

### APPLICATION:

- For ripping dry soft and hardwoods
- On table saws or gang-rip saws

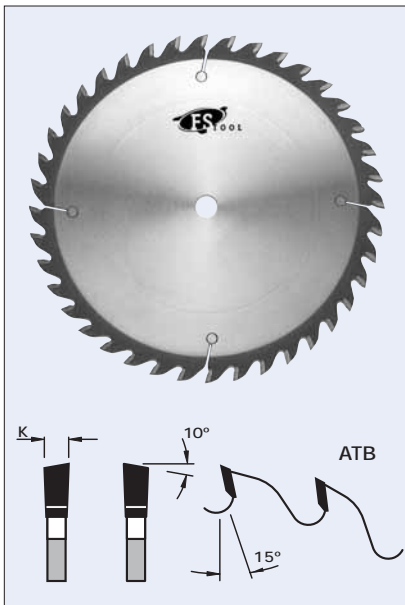
PART NO.	DIAM.	KERF	PLATE	BORE	TEETH
L21250TK	10"	.098"	.071"	5/8"	24
L21251TK	10"	.134"	.087"	5/8"	24

### EXTRA THIN KERF SAW BLADES

All custom manufactured for your specific application

- Glue-joint rip saw blades
- Gang-rip saw blades
- Thin rim splitting saw blades (with double hub) for moulders

## L03TK THIN KERF CROSS CUT SAW BLADES



### DESIGN:

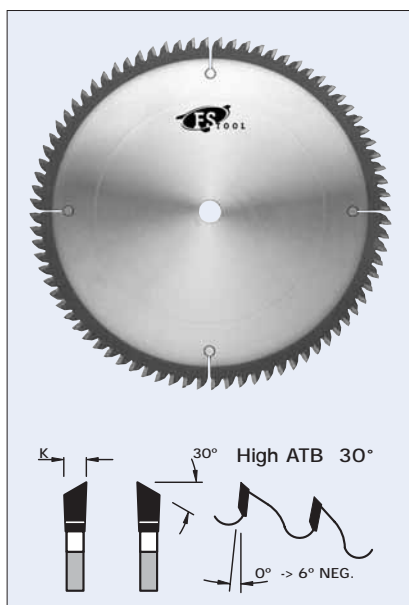
- Tooth configuration: ATB
- Cutting material: TC
- Expansion slots: Cu plugged

### APPLICATION:

- For cross cutting and ripping dry soft and hardwoods, plywood and veneered plywoods
- Not recommended to cut stock over 3/4" without the use of stabilizer flanges

PART NO.	DIAM.	KERF	PLATE	BORE	TEETH
L03200TK	8"	.090"	.063"	5/8"	34
L03250TK	10"	.090"	.063"	5/8"	40
L03300TK	12"	.090"	.063"	1"	48
L03350TK	14"	.090"	.063"	1"	54

## LM6 30° CHIP-FREE MELAMINE TRIM BLADES



### DESIGN:

- Tooth configuration: High ATB (30°)
- Cutting material: TC
- Expansion slots: Cu plugged

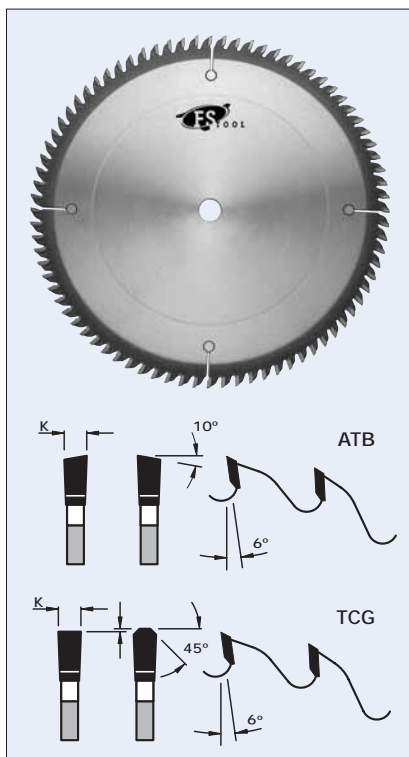
### APPLICATION:

- For chip-free sizing cuts (on both sides) in melamine and wood veneered panels, without the need for pre-scoring
- For fine cross cuts in solid woods
- On table saws, sliding table saws, vertical panel sizing saws and cut-off saws

PART NO.	DIAM.	KERF	PLATE	BORE	TEETH
LM6201	8"	.118"	.087"	5/8"	60
LM6221-H ▲	220mm	3.2mm	2.4mm	30mm	64
LM6251	10"	.118"	.087"	5/8"	80
LM6301-30 ●	300mm	3.2mm	2.4mm	30mm	100
LM6301	12"	.126"	.095"	1"	100
LM6352	14"	.150"	.118"	1"	100
LM6401	16"	.157"	.118"	1"	120

- ▲ Holz-Her
- Altendorf, Striebig

## L05 THIN KERF SAW BLADES



### DESIGN:

- Tooth configuration: refer to chart below (grind)
- Cutting material: TC
- Expansion slots: Cu plugged
- Very stable body minimizes run-out

### APPLICATION:

- For fine cross cuts in veneered panels, expensive woods and sheets, thin plexiglass, masonite and plastics
- On table saws, sliding table saws and vertical panel sizing saws

PART NO.	DIAM.	KERF	BORE	TEETH	GRIND
L05150	6"	.080"	5/8"	48	ATB
L05180	7"	.080"	5/8"	56	ATB
L05200	8"	.080"	5/8"	64	ATB
L05201	8"	.080"	5/8"	64	TCG
L05250	10"	.083"	5/8"	80	ATB
L05251	10"	.087"	5/8"	100	ATB
L05252	10"	.083"	5/8"	80	TCG
L05300	12"	.087"	1"	96	ATB
L05302	12"	.087"	1"	96	TCG
L05350	14"	.095"	1"	108	ATB
L05400	16"	.110"	1"	120	ATB