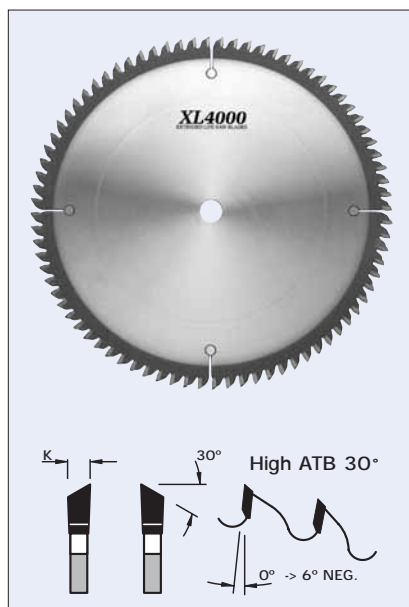


## SM6 30° XL4000 CHIP-FREE MELAMINE TRIM BLADES



### DESIGN:

- Tooth configuration: High ATB (30°)
- Cutting material: TC **XL4000**
- Expansion slots: Cu plugged

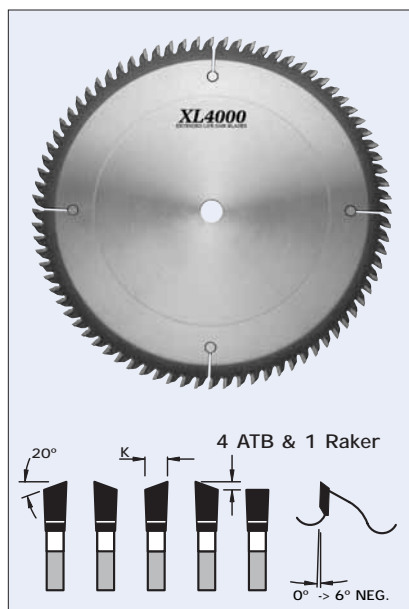
### APPLICATION:

- For chip-free sizing cuts (on both sides) in melamine and wood veneered panels, without the need for pre-scoring
- For fine cross cuts in solid woods
- On table saws, sliding table saws, vertical panel sizing saws and cut-off saws

PART NO.	DIAM.	KERF	PLATE	BORE	TEETH
SM6201	8"	.118"	.087"	5/8"	60
SM6221-H▲	220mm	3.2mm	2.4mm	30mm	64
SM6251	10"	.118"	.087"	5/8"	80
SM6301-30●	300mm	3.2mm	2.4mm	30mm	100
SM6301	12"	.126"	.095"	1"	100
SM6352	14"	.150"	.118"	1"	100
SM6401	16"	.157"	.118"	1"	120

- ▲ Holz-Her
- Altendorf, Striebig

## SM6 XL4000 MITRE JOINT SAW BLADES



### DESIGN:

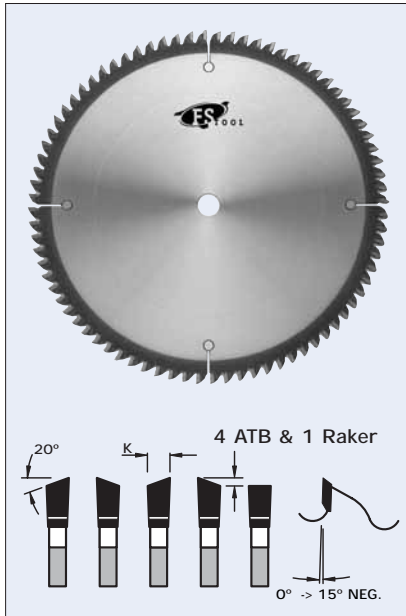
- Tooth configuration: 4 ATB & 1 raker
- Cutting material: TC **XL4000**
- Expansion slots: Cu plugged

### APPLICATION:

- For mitre joint cuts in soft and hardwoods, painted mouldings, gesso and other high-gloss and pre-finished picture frames and furniture mouldings as well as P.V.C. substrates
- For aluminum cuts see L1A, L1B, L1C series page E36, E37
- On single or double cut-off mitre machines and radial arm saws

PART NO.	DIAM.	KERF	PLATE	BORE	TEETH
SM6250	10"	.112"	.087"	5/8"	80
SM6300	12"	.120"	.095"	1"	100
SM6308▲	12"	.135"	.110"	5/8"	100

- ▲ Pistorius, CTD

**DESIGN:**

- Tooth configuration: 4 ATB & 1 raker
- Cutting material: TC
- Expansion slots: Cu plugged

**APPLICATION:**

- For mitre joint cuts in soft and hardwoods, painted mouldings, gesso and other high-gloss and pre-finished picture frames and furniture mouldings as well as P.V.C. substrates
- For aluminum cuts see L1A, L1B, L1C series page E36, E37
- On single or double cut-off mitre machines and radial arm saws

PART NO.	DIAM.	KERF	PLATE	BORE	TEETH
LM6200	8"	.112"	.087"	5/8"	60
LM4216 (a)	8-1/2"	.110"	.071"	5/8"	24
LM6216 (a)	8-1/2"	.110"	.071"	5/8"	48
LM4225	9"	.112"	.087"	5/8"	60
LM6225 *	9"	.112"	.087"	5/8"	72
LM4250	10"	.116"	.087"	5/8"	60
LM6250	10"	.112"	.087"	5/8"	80
LM4300	12"	.122"	.095"	1"	80
LM4308 (b)	12"	.122"	.110"	5/8"	80
LM6300	12"	.120"	.095"	1"	100
LM6308 (b)	12"	.134"	.110"	5/8"	100
LM6330 (c)	330mm	3.3mm	2.5mm	20mm	100
LM6351 (d)	350mm	3.1mm	2.5mm	25mm	100
LM6350	14"	.142"	.118"	1"	100
LM6350-32 (g)	355mm	3.6mm	3.0mm	32mm	100
LM6353 (e)	350mm	3.2mm	2.6mm	32mm	108
LM6358 (b)	14"	.150"	.118"	5/8"	100
LM6380 (f)	15"	.120"	.098"	1"	100

- (a) Elu, Hitachi 10° ATB grind  
 (b) Pistorius, CTD  
 (c) Wegoma, Haffner, Salvarani  
 (d) Makita (with 25mm arbor)  
 (e) Brevetti  
 (f) Hitachi  
 (g) Brevetti (355 Diam.)  
 \* Grind: 8 ATB & 1 Raker